



Print on cardstock. Cut out and trace onto construction paper. This will be the paper that you wrap around your tube. You may glue this on or tape it in place. Tubes can vary in size. Trim off any excess paper.



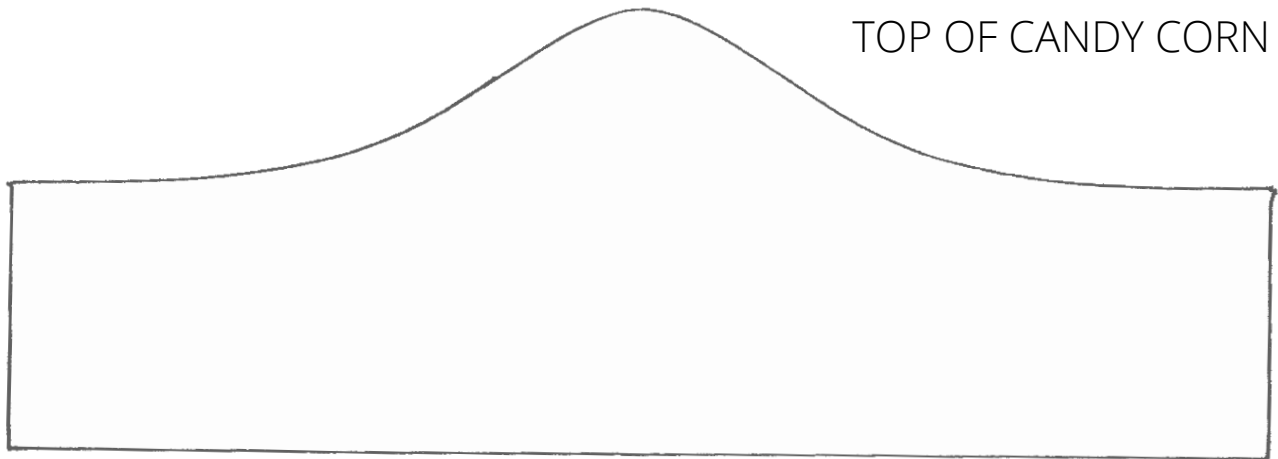
PAPER TO WRAP AROUND TUBE

**Print on cardstock. Cut out and trace onto construction paper.
Tip: Print on cardstock color you want the eyes to be. You'll
cut the eyes out and paste onto tube.**

EYES



TOP OF CANDY CORN



CANDY CORN